



Innovation
that excites

NISSAN PATROL



visit our website at: www.nissan.co.za

Phone us toll free:

0800 NISSAN

0800 647 726

April 2015

BR15E-0Y61A0



THE VEHICLE THAT KNOWS NO BOUNDARIES	01
NO HESITATION	04
PICK A DESTINATION. ANY DESTINATION	05
TOUGHING IT SHOULDN'T MEAN ROUGHING IT	07
BUILT FOR SAFETY	09
COLOURS & TRIM	11
DIMENSIONS	12
SPECIFICATIONS	13

CONTENTS

THE VEHICLE THAT KNOWS

NO BOUNDARIES



The Nissan Patrol is a compelling package of muscle and sophistication, combining legendary power, superior comfort and authentic off-road capability.

Imposing looks and bold styling make a big impression outside, while high standards of refinement and luxury are found inside. Unstoppable power and torque allows you to get into and out of tough terrain with ease, bringing a satisfying new perspective to all your pursuits.

Experience it. Push boundaries and shift the limits of off-road adventure. No hesitation.



NO HESITATION



Tough. Rugged. Powerful. And willing to go wherever and beyond with high performance petrol and turbo diesel models.

The proven durability of Nissan engine technology in the 4.8 litre petrol engine has been refined and perfected to take top honours in the most gruelling international off-road motorsport events. Choose between manual or automatic transmission with manual shift mode. Enjoy fuel-efficient high-speed highway cruising in automatic mode. Take full advantage of the swift five speed tiptronic for maximum performance.

Matched to a five speed manual transmission, the 3.0 litre direct injection turbo diesel model with intercooler offers unstoppable power and torque to get you into and out of tough spots, along with the benefits of diesel fuel economy

that feels refined and relaxed even when you're engaged in serious towing.

Turn off the beaten track and shift directly from 2WD to 4WD on the move. The free-running hubs engage automatically when 4WD is selected for extra traction. Choose high ratio for slippery sand or mud, or low ratio for treacherous terrain and really steep climbs or descents. You can also lock the rear differential to distribute torque evenly between the rear wheels for maximum grip in axle-twisting situations. And when it gets really rough, manually lock the front hubs for total peace of mind.

Experience it. No hesitation.



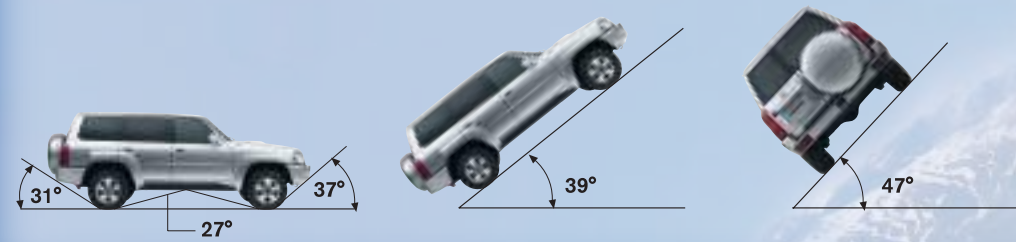

PICK A DESTINATION. ANY DESTINATION

When the going gets tough, get going in a Nissan Patrol. Climb a 39 degree gradient. Wade through 700mm of water. Taking the rough with the smooth, the Nissan Patrol's all steel body on a strong ladder frame chassis, highly articulated suspension and flexible four-wheel drive system make it relentless. On-road and off.

Its superior handling is enhanced with all-round, multi-link suspension, which provides reassuring high-speed stability with a calm and supple ride on-road. Heavy-duty coil springs smooth out the bumps and boulders for excellent durability and ride comfort. Add telescopic front and rear shock absorbers and stabiliser bars for

improved cornering, and you get the confidence that comes with authentic off-road power and performance.

The Anti-lock Braking System (ABS) detects what sort of surface the Nissan Patrol is on, and automatically adjusts itself to best handle the situation should you have to brake suddenly. What's more, the actual construction of the Nissan Patrol is geared towards safety and ride comfort – whatever the ride. With a low centre of gravity, solid axles, a proven wheelbase, responsive steering and a surprisingly tight turning circle, driving the Nissan Patrol is a comfortable experience, whatever the terrain.




TOUGHING IT SHOULDN'T MEAN ROUGHING IT

Not everything about the Nissan Patrol is rugged and tough. In fact, climb inside and you'll find a refreshing degree of luxury.

A two-tone finish complements the curvy dashboard, with a 4 dial instrument panel that's easy to read at a glance. The seats have been redesigned to provide greater comfort and support. Revel in the indulgence of leather trim, brushed aluminium dial surrounds and a classic woodgrain effect. All passenger-facing surfaces incorporate soft-feel material, which enhances the luxury of the cabin. Add electrically powered front seats, automatic front and rear climate control, in-dash Radio/CD, cruise control and a sunroof, and you get an interior that'll take you through the harshest terrain in style.

Space and seating were designed with comfort and adaptability firmly in mind. With up to 2 226 litres to swallow whatever equipment or luggage you may need, load space is something you'll never have to worry about again. Then there's the highly adjustable rear seat configuration – seven seats, three rows, split, reclining, folding... armrests, cupholders, and deep door pockets cater for your family's every need and comfort.



SAFETY BUILT FOR

A Heritage of Advancing Safety

When you climb into your Nissan Patrol, you can be rest assured that everything from the body to the headlights has been designed with your safety in mind.


The legend of the Nissan Patrol has been inspired by the ruggedness of its immensely strong, separate ladder chassis, all-steel body with extended and reinforced crumple zones and steel anti-intrusion bars. The entire framework of your Nissan Patrol is designed to reduce the effect of primary and secondary impact.

Four Ventilated Brake Discs

Apart from the framework of your vehicle, each Nissan Patrol is fitted with large diameter ventilated brake discs. This allows heat to be dissipated rapidly to improve braking action, diminish brake fade and enhance the life of your brakes.

Illuminated Halogen Headlights

For improved safety during night driving, illuminated halogen headlights give you reassurance and the extra reaction time that you need to pick out road signs or hazard warnings when you're off the beaten track or navigating an unfamiliar highway.



SAFETY SHIELD

Safety Shield

In the commitment to "Real World Safety", Nissan pursues innovation as part of its Safety Shield concept. Based on the idea that cars should help protect people, advanced, proactive safety technologies help driver and passengers to avoid danger and injury in a wide range of circumstances.

Visit www.nissan.co.za to find out more.



COLOURS & TRIM




With a choice of engines and transmission modes, a range of colours and a wide variety of approved Nissan Genuine Accessories to stretch the potential of your Nissan Patrol even further, get ready to make the most of each and every opportunity for adventure. No hesitation.


COLOURS




Silver (M)
KY0




White (S)
QM1



White Pearl (M)
QX1

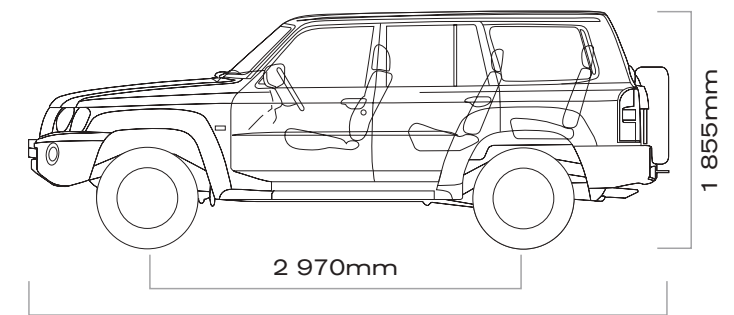
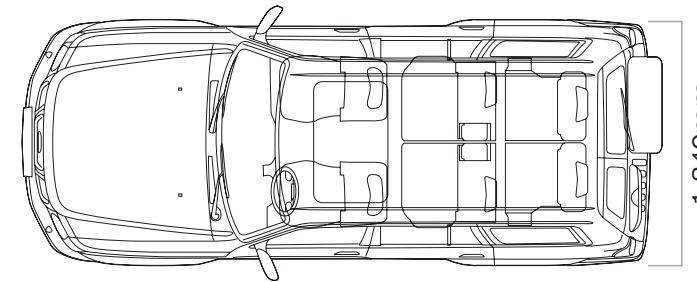


Light Gold (M)
EYO



Infinite Black (M)
KH3

DIMENSIONS



SPECIFICATIONS

PATROL PETROL AND DIESEL

		3.0 TD GL 4x4 P73	4.8 TIPTRON GRX 4x4 P74	
ENGINE	Engine type	Diesel	Petrol	
	Engine code	ZD30DDTi	TB48DE	
	Engine capacity (displacement)	cc	2.953	
	Valves, cylinders, configuration	16, 4, in-line (DOHC)	24, 6, in-line (DOHC)	
	Max Power	kW/rpm	118/3 600	
	Max Torque	Nm/rpm	190/4 800	
	Compression ratio		380/2 000	
	Bore x stroke		17.9 to 1	
	Fuel supply		96.0 x 102.0	
		Recommended fuel type	Electronically controlled (direct injection) Low-sulphur diesel	Electronically controlled fuel injection Unleaded
TRANSMISSION AND DRIVE TRAIN	Transmission	5 speed manual	Tiptronic 5 speed automatic	
	Drive type	Part time 4WD, Rear wheel driven in 2WD, Rear diff lock. Auto hub lock with manual over-ride. High and low range.		
		1st	4.556	3.540
		2nd	2.625	2.262
		3rd	1.591	1.471
		4th		1.000
		5th	0.836	0.834
		Reverse	4.245	2.370
		Final gear ratio (hypoid final gear)	4.111	3.545
		Transfer gear ratio		2.020
SUSPENSION	Front	Solid axle, 3 link, coil springs, stabiliser bar		
	Rear	Solid axle, 5 link, coil springs, stabiliser bar		
STEERING	Type	Recirculating ball, power assisted with steering damper		
BRAKES	System	Hydraulic circuit with ABS		
	Front	Ventilated disks		
	Rear	Ventilated disks		
	ABS (Anti-lock Brake System)	Electronic, 3 channel, 5 sensor		
	Parking brake	Mechanically operated on propeller shaft	Mechanical, on rear axle	

Optional equipment can result in an increase/decrease in the unladen weight and consequently affect the payload. Quoted payloads have been determined to allow for factory options or aftermarket solutions that are not accommodated in the standard delivery and services scope. The calculation of the actual payload of a vehicle is the difference between the gross vehicle mass and the curb mass and can only be determined by weighing the vehicle. Due to production tolerances/tyre sizes/type of running gear, the actual dimensions can differ slightly from the figures supplied in this brochure.

Nissan's commitment to quality

To provide all customers with a consistently high level of quality, Nissan applies the same standards worldwide, to ensure that all Nissan owners enjoy peace of mind for the lives of their vehicles. The approach is based on quality from the customer's perspective on three key elements: First, the expectation of a smooth driving experience with complete peace of mind. Second, the intangible appeal of a vehicle, its power to captivate and excite, with features that capture attention and imagination. Third, the level of attentiveness and service during the sales process, and long after the sale is concluded.

SPECIFICATIONS

PATROL PETROL AND DIESEL

SPECIFICATIONS

PATROL PETROL AND DIESEL

		3.0 TD GL 4x4 P73	4.8 TIPTRO GRX 4x4 P74
TYRES AND WHEELS			
	Tyre size	265/70/R16	275/65/R17
	Wheel (rim) size & material	16 x 8JJ steel	17 x 8JJ alloy
	Spare wheel	Full size	Full size + centre cap
DIMENSIONS, WEIGHT AND CAPACITIES			
	Length, width, height	mm	5 030, 1 940, 1 855
	Wheelbase	mm	2 970
	Track front, track rear	mm	1 605, 1 625
	Minimum ground clearance	mm	215
	Max wading depth	mm	700
	Gross vehicle mass (GCM)	kg	3 080
	Gross combination mass (GCM)	kg	5 780
	Towing capacity unbraked	kg	750
	Towing capacity with air-assisted brake	kg	2 700
	Kerb weight (tare)	kg	2 355
	Payload	kg	750
	Axle weight (front, rear)	kg	1 500, 1 800
	Max vertical load on coupling point	kg	140
	Approach, departure, ramp angles	degrees	37, 31, 27
	Max tilt angle	degrees	48
	Max gradient	degrees	39
	Steering - turns (lock to lock)		3.4
	Turning circle - kerb to kerb	m	12.2
	Seating capacity		5 persons
	Luggage space (length, width, height)	mm	980, 1 110, 1 025
	Luggage capacity	ℓ	668
	Luggage capacity with seats folded	ℓ	2 287
	Fuel tank capacity + sub-tank capacity	ℓ	95 + 40
PERFORMANCE			
	Top speed	km/h	160
SAFETY			
	Front airbags		Driver and passenger
	Side airbags		N/A
	Seatbelts - driver and passenger		3-point, height adjustable, with pre-tensioners and load limiters
	Seatbelts - 2nd row		2 x 3-point, 1 x 2-point
	Seatbelts - 3rd row		N/A
	Head restraints - front		2 (lift adjustable)
	Head restraints - back		2 (lift adjustable)
	Childlocks on rear doors		Standard
	Electric windows with pinch protection		Standard
	Information and control safety features		Multi-reflector halogen headlights, high-mounted brake light, rear window de-mister, ABS brakes
	Impact safety features		Crumple zones, reinforced cabin structure, side impact beams, collapsible steering column
SECURITY EXTERIOR			
	Standard system		NATS immobiliser, central locking, remote entry
	Configuration		5-door wagon
	Door mirrors		Body colour
	Bumpers		Black
	Door handles		Black
	Boot handles		Black
	Side mouldings (overfenders)		Black
	Wheel finish		Steel
	Spare wheel		Steel
	Integrated side steps		Standard
	Towing hooks		Front and rear
	Front foglamps integrated in bumper		N/A

		3.0 TD GL 4x4 P73	4.8 TIPTRO GRX 4x4 P74
COMFORT AND CONVENIENCE			
	Sunroof (power tilt & slide)	N/A	Standard
	Air-conditioner	Manual	Front and rear, automatic (climate control)
	Windscreen wipers		2 speed + variable intermittent
	Rear window washer, wiper and de-mister		Standard
	Power door mirrors	Standard	Electrical folding
	Power windows front and rear		Standard
	Audio		RDS radio + single CD (in-dash)
	Speakers	4	6
	Antenna (on front fender, electric, 2-stage, manual override)		Standard
	Steering wheel tilt adjustment		Standard
	Audio switch on steering wheel	N/A	Standard
	Cruise control on steering wheel	N/A	Standard
	Steering wheel trimmed with woodgrain and leather	N/A	Standard
	Remote fuel filler release		Standard
	Four-dial instrument panel (speedometer)	Standard	Fine vision type
	Headlamp on warning		Standard
	Seatbelt warning		Standard
	Digital compass and external temp display	N/A	Standard
	Seat trim	Cloth	Leather
	Seating capacity	5	7
	Seating configuration (front row, 2nd row, 3rd row)	2 + 3	2 + 3 + 2
	Front seat adjustment - slide	Manual	Electrical
	Front seat adjustment - recline	Manual	Electrical
	Front seat adjustment - lift	Manual	Electrical
	Front seat adjustment - lumbar support		Manual (driver)
	Rear seat adjustment (manual)	Split / recline / fold	Split / recline / fold / lift
	Rear seat armrest	N/A	Standard
	Front cupholders		2
	Rear cupholders	2	4
	Seat back storage		Standard
	Centre console box + lockable glove box		Standard
	Cargo net + hook points		Standard
	Courtesy lamps		Central dome lamp, map lamps, sunvisor mirrors, cargo area illumination
	Sunvisors	2 (passenger with mirror)	Extendable dual visors, with mirrors and lamps
	12V power sockets (front x 2, rear x 1)		Standard
WARRANTY			
			3 year or 100,000km Mechanical and Paint Warranty and 3 year Anti-corrosion Warranty unlimited kilometers



DISCLAIMER

Every effort has been made to ensure that the content of this brochure is correct at the time of going to print (April 2015). This brochure has been produced featuring prototype or accessorised vehicles exhibited at motor shows and, in accordance with the company's policy of continuously improving its products, Nissan South Africa reserves the right to change the specification and the vehicles described and shown in this brochure at any time. Nissan dealers will be informed of any such modifications as quickly as possible. Please check with your local Nissan dealer to receive the most up-to-date information. Due to the limitations of the printing processes used, the colours shown in this brochure may differ slightly from the actual colours of the paint and interior trim materials used. All rights reserved. Reproduction in whole or part of this brochure without the written permission from Nissan is forbidden.

Quoted fuel consumption and emission values have been established using the prescribed method of measurement (United Nations Economic Commission for Europe "ECE" Regulation R101 in the current version) as required under current legislation. This data does not pertain to the specific vehicle and does not comprise part of the offer, but is supplied for the purpose of comparison between the various types of vehicle, in accordance with 1999/94/EC. Driving behaviour / conditions and other non-technical factors contribute towards a vehicle's fuel consumption and CO₂ emissions over and above the determined fuel efficiency of a vehicle.

Nissan's commitment to the environment

Nissan's environmental philosophy embraces people, vehicles and nature. In the pursuit of a sustainable mobile society, the Nissan Green Program aims to reduce the environmental impact of Nissan vehicles at every stage of the vehicle life cycle, while corporate activities address environmental challenges.